

**WRECKER UNIT MOUNTED ON LIGHT
RECOVERY VEHICLE (LRV) STALLION 4X4**

Special Maintenance Tools

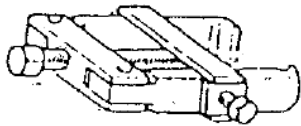
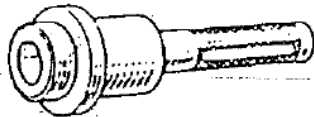

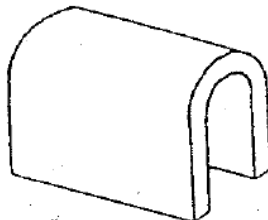
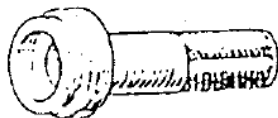

1. This EMER lays down details of Special Maintenance Tools for EME units for wrecker unit mounted on Light Recovery Vehicle (LRV) Stallion 4X4 and shall constitute an authority for demand of the tools by all concerned. Reference may be made to EMER No VW/N 525 SMT No 1, Issue 2, 19 Jan 98 for the base vehicle on which the wrecker unit is mounted.
2. The details of these tools will be shown in the PETs/WETs but a reference will be made to the EMER in a general note.
3. The items in table will only be demanded when the equipment is actually maintained by the unit.
4. When an entitlement of the same item arises on two or more tables of tools, the correct entitlement will be maximum quantity allowed on any one scale and not the total allowed on all such tables.
5. EME training establishments/MCEME/EME School/Centres should submit demands for the equipments of the tools for training purpose to Army Headquarters (EME Eqpt-1).
6. This EMER is divided into two parts as under :-
(a) Section 'A' - Items applicable to LRWs/Fd Wksp/Zonal Wksp/ Training institutions/Army Base Wksp.
(b) Section 'B' - Use of SMTs.

Section 'A' Details of SMTs

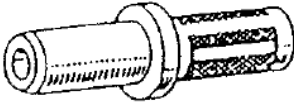


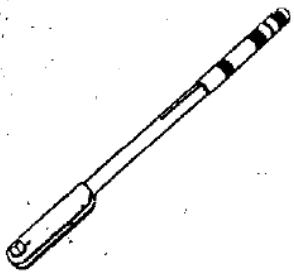
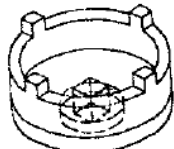
Ser No	Cat Part No	Mfr Part No	Nomenclature	Scale of Issue					
				LRW	Fd	Corps	Base	Trg	Reserve
				Wksp	Zone	Wksp	Wksp	Est	
(a)	(b)	(c)	(d)	(e)	(f)	(g)	(h)	(i)	(j)
1.	LV7/STLN/020/001	SMT No 1	Bearing puller	-	1	1	1	1	
2.	LV7/STLN/020/002	SMT No 2	Bearing replacer for worm shaft	-	1	1	1	1	
3.	LV7/STLN/020/003	SMT No 3	Bush replacer for service drum	-	1	1	1	1	
4.	LV7/STLN/020/004	SMT No 4	Bracket to take out the drum pinion from operating shaft	-	1	1	1	1	
5.	LV7/STLN/020/005	SMT No 5	Bush replacer for pinion shaft	-	1	1	1	1	
6.	LV7STLN/020/006	SMT No 6	Slipping clutch lock nut key	1	1	1	1	1	
7.	LV7/STLN/020/007	SMT No 7	Pulley bush replacer	-	1	1	1	1	
8.	LV7STLN/020/008	SMT No 8	Oil seal puller	-	1	1	1	1	
9.	LV7/STLN/020/009	SMT No 9	Spring puller for operating lever spring	-	1	1	1	1	
10.	LV7/STLN/020/010	-	Torque wrench range 35 to 160lb ft/ 5-22kgm/50-220NM	-	1	1	1	1	
11.	LV7/STLN/020/011	-	Socket for slipping clutch adjustment	1	1	1	1	1	



Section - 'B'

Ser No	Cat Part No	Mfr Part No	Nomenclature/Usage	Sketch
1.	LV7/STLN/020/001	SMT No 1	Bearing puller Use : To take out bearing from transmission gear box assy and flange coupling hub from pinion shaft.	
2.	LV7/STLN/020/002	SMT No 2	Bearing replacer for worm shaft Use : To replace worm shaft bearing	
3.	LV7/STLN/020/003	SMT No 3	Bush replacer of service drum Use : To replace bush of service drum	
4.	LV7/STLN/020/004	SMT No 4	Bracket to take out the drum pinion from operating shaft Use : To take out the drum pinion from operating shaft	
5.	LV7/STLN/020/005	SMT No 5	Bush replacer for pinion bushing Use : To replace pinion tube bushing from pinion shaft tube.	
6.	LV7/STLN/020/006	SMT No No 6	Slipping clutch lock nut key Use : Tightening and loosening of slipping clutch lock nut	



Ser No	Cat Part No	Mfr Part No	Nomenclature/Usage	Sketch
7.	LV7/STLN/020/007	SMT No 7	Pulley bush replacer Use : To replace sheave (pulley) wheel bushing from sheave bush.	
8.	LV7/STLN/020/008	SMT No 8	Oil seal puller Use : To remove the oil seal	
9.	LV7/STLN/020/009	SMT No 9	Spring pulley for operating lever spring Use : To remove operating lever spring	
10.	LV7/STLN/020/010		Torque wrench range 35 to 160 lb ft/5-22 kgm/ 50-220 NM Use : To check torque	
11.	LV7/STLN/020/011		Socket for slipping clutch adjustment Use : To adjust the slipping clutch	

E N D

(74166/LRV/Stallion/AE-7)
(D-3049/Tech Pubs)